

NANDED District : Educational Profile based on U-DISE+ 2023-24

State: Maharashtra

1. Number of Schools *by Management and Category*

School type	ZP	NP	Govt.	Pvt. Aided	Unaided	Total
1. Primary Only (1-5)	1448	1	2	138	167	1756
2. Primary & Upper Primary (1-8)	671	1	4	249	122	1047
3. Pri, Upp Pri, Sec, Hi Sec (1-12)	0	0	7	116	101	224
4. Upper Primary Only (6-8)	0	0	0	0	1	1
5. Upp Pri, Sec & High Sec (6-12)	0	0	1	9	7	17
6. Pri, Upp Pri & Secondary (1-10)	61	0	10	218	92	381
7. Upp Pri & Secondary (6-10)	13	0	4	74	73	164
8. Secondary Only (9-10)	0	0	0	0	8	8
9. Sec & High Secondary (9-12)	0	0	0	0	2	2
10. High Sec / Jr. College (11-12)	0	0	0	27	61	88
11. Total no of Schools	2193	2	28	831	634	3688

2. Student Enrollment *by Management and Category*

School type	ZP	NP	Govt.	Pvt. Aided	Unaided	Total
1. Primary Only (1-5)	52736	11	81	19287	14803	86918
2. Primary & Upper Primary (1-8)	103292	189	360	58878	24651	187370
3. Pri, Upp Pri, Sec, Hi Sec (1-12)	0	0	3631	116517	36582	156730
4. Upper Primary Only (6-8)	0	0	0	0	14	14
5. Upp Pri, Sec & High Sec (6-12)	0	0	371	3517	2482	6370
6. Pri, Upp Pri & Secondary (1-10)	26968	0	1991	77172	39041	145172
7. Upp Pri & Secondary (6-10)	1957	0	698	11888	9488	24031
8. Secondary Only (9-10)	0	0	0	0	741	741
9. Sec & High Secondary (9-12)	0	0	0	0	78	78
10. High Sec / Jr. College (11-12)	0	0	0	17143	16091	33234
11. Total no of Schools	184953	200	7132	304402	143971	640658

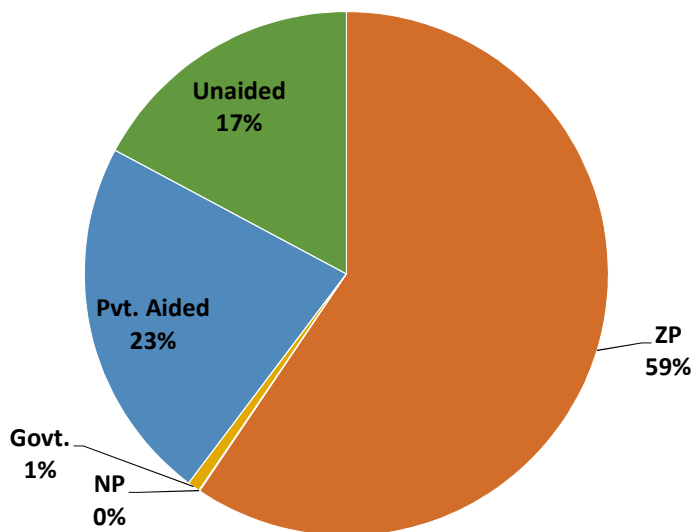
3. Classwise Enrollment

District Classwise Enrollment	Class 1	Class 2	Class 3	Class 4	Class 5	Class 6
	54594	54889	59482	53939	56820	57876
	Class 7	Class 8	Class 9	Class 10	Class 11	Class 12
	57813	56001	54933	53491	38066	42754

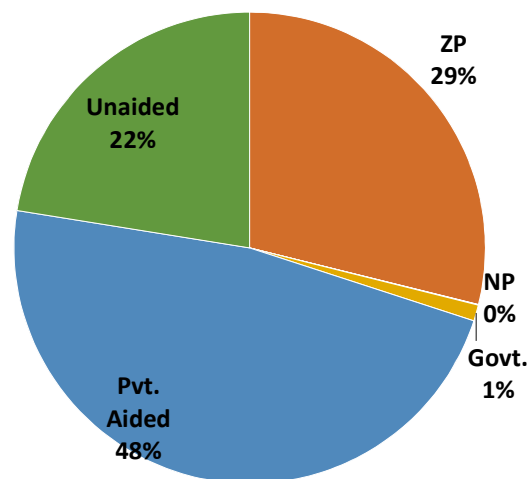
NANDED District : Educational Profile based on U-DISE+ 2023-24

4. Management wise School & Enrollment %

School %



Enrollment %



5. School (1-12) by Medium of Instruction

Medium of Instruction	ZP	NP	Govt Sch	Pvt Aided	Unaided	Grand Total
Marathi	2168	2	27	752	318	3267
Urdu	21	0	0	73	46	140
Hindi	2	0	0	4	0	6
Bengali	0	0	0	0	0	0
English	1	0	1	2	270	274
Total School	2192	2	28	831	634	3687

6. Enrollment (1-12) by Medium of Instruction

Medium of Instruction	ZP	NP	Govt Sch	Pvt Aided	Unaided	Grand Total
Marathi	181051	200	6761	263751	60869	512632
Urdu	3792	0	0	38248	8363	50403
Hindi	20	0	0	1053	0	1073
English	79	0	371	1350	74739	76539
Total School	184942	200	7132	304402	143971	640647

7. School having Enrollment Group

School size (Distribution of schools by enrolment)	ZP	NP	Govt Sch	Pvt Aided	Unaided	Grand Total
Less than 10	133	0	0	6	29	168
11-20	283	1	0	18	17	319
21-30	419	0	2	37	27	485
31-50	331	0	4	49	46	430
51-100	393	0	0	76	116	585
101-150	280	0	0	95	120	495
More than 150	354	1	22	550	278	1205
Total Schools	2193	2	28	831	633	3687

NANDED District : Educational Profile based on U-DISE+ 2023-24

8. Enrollment (1-12) by Caste & Management with percentage











Indicator (Social Group)	ZP	NP	Govt Sch	Pvt Aided	Un Aided	Grand Total
1. General Enrollment	57518	155	166	118417	63506	239762
%	31.10%	77.50%	2.33%	38.90%	44.11%	37.42%
2. SC	40401	37	702	60146	20162	121448
%	21.84%	18.50%	9.84%	19.76%	14.00%	18.96%
3. ST	17366	2	5928	22666	8703	54665
%	9.39%	1.00%	83.12%	7.45%	6.04%	8.53%
4. OBC	27723	4	97	51635	24903	104362
%	14.99%	2.00%	1.36%	16.96%	17.30%	16.29%
5. NT-B	9317	0	22	14703	4722	28764
%	5.04%	0.00%	0.31%	4.83%	3.28%	4.49%
6. NT-C	8035	0	34	10160	6471	24700
%	4.34%	0.00%	0.48%	3.34%	4.49%	3.86%
7. NT-D	2760	0	26	4596	1947	9329
%	1.49%	0.00%	0.36%	1.51%	1.35%	1.46%
8. SBC	899	0	14	2101	997	4011
%	0.49%	0.00%	0.20%	0.69%	0.69%	0.63%
9. SEBC	295	0	2	866	255	1418
%	0.16%	0.00%	0.03%	0.28%	0.18%	0.22%
10. VJA	20639	2	141	19112	12305	52199
%	11.16%	1.00%	1.98%	6.28%	8.55%	8.15%
Total Enrollment (Gen, SC, ST, OBC)	184953	200	7132	304402	143971	640658

9. Student Enrollment by Category & Management

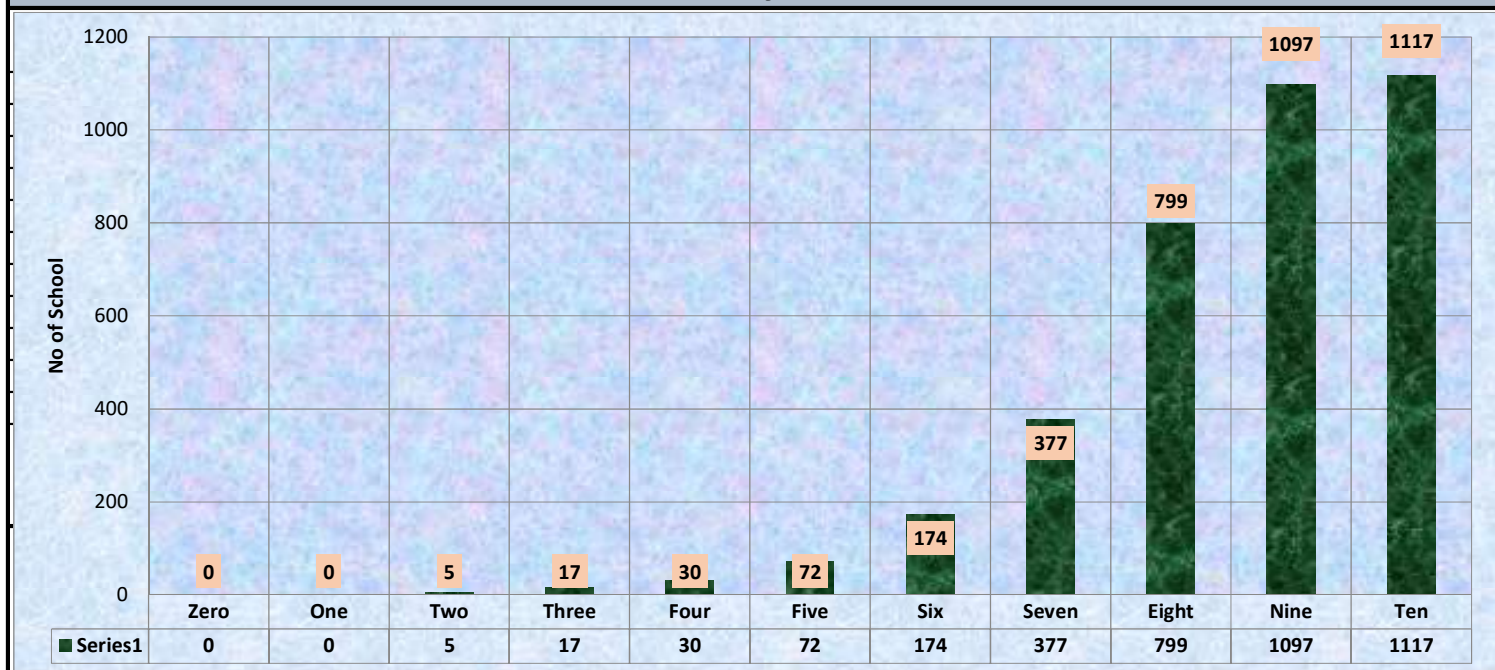
Indicator		ZP	NP	Govt Sch	Pvt Aided	Un Aided	Grand Total
Primary (1-5)	Boys	66107	55	787	39230	37750	143929
	Girls	69212	133	993	36833	28624	135795
	Total	135319	188	1780	76063	66374	279724
Upp Primary (6-8)	Boys	18540	9	1159	48443	19891	88042
	Girls	22468	3	1493	46124	13560	83648
	Total	41008	12	2652	94567	33451	171690
Secondary (9-10)	Boys	4111	0	690	38841	13069	56711
	Girls	4515	0	958	37411	8829	51713
	Total	8626	0	1648	76252	21898	108424
Higher Secondary (11-12)	Boys	0	0	431	29856	12664	42951
	Girls	0	0	621	27663	9584	37868
	Total	0	0	1052	57519	22248	80819
Total Enrollment (1-12)	Boys	88758	64	3067	156370	83374	331633
	Girls	96195	136	4065	148031	60597	309024
	Total	184953	200	7132	304401	143971	640657

NANDED District : Educational Profile based on U-DISE+ 2023-24

10. Infrastructure

Indicator : (Schools having Infrastructure facilities)		ZP	NP	Govt Sch	Pvt Aided	Un Aided	Grand Total
1. Building 	Number	1038	25	14	299	266	1642
	%	100.00	100.00	100.00	100.00	100.00	100.00
2. Office-cum-store cum -HM room 	Number	2075	2	27	745	591	3440
	%	199.90	8.00	192.86	249.16	222.18	209.50
3. One classroom for every teacher 	Number	706	1	26	788	578	2099
	%	68.02	4.00	185.71	263.55	217.29	127.83
4. Ramp 	Number	2026	2	21	641	457	3147
	%	195.18	8.00	150.00	214.38	171.80	191.66
5. Separate toilet for boys 	Number	1974	2	23	801	630	3430
	%	190.17	8.00	164.29	267.89	236.84	208.89
6. Separate toilet for girls 	Number	2043	2	26	829	629	3529
	%	196.82	8.00	185.71	277.26	236.47	214.92
7. Drinking water facility 	Number	2164	2	28	830	634	3658
	%	208.48	8.00	200.00	277.59	238.35	222.78
8. Electricity 	Number	1328	2	28	794	622	2774
	%	127.94	8.00	200.00	265.55	233.83	168.94
9. Boundary wall 	Number	1466	1	27	746	578	2818
	%	141.23	4.00	192.86	249.50	217.29	171.62
10. Playground 	Number	1660	1	28	783	606	3078
	%	159.92	4.00	200.00	261.87	227.82	187.45

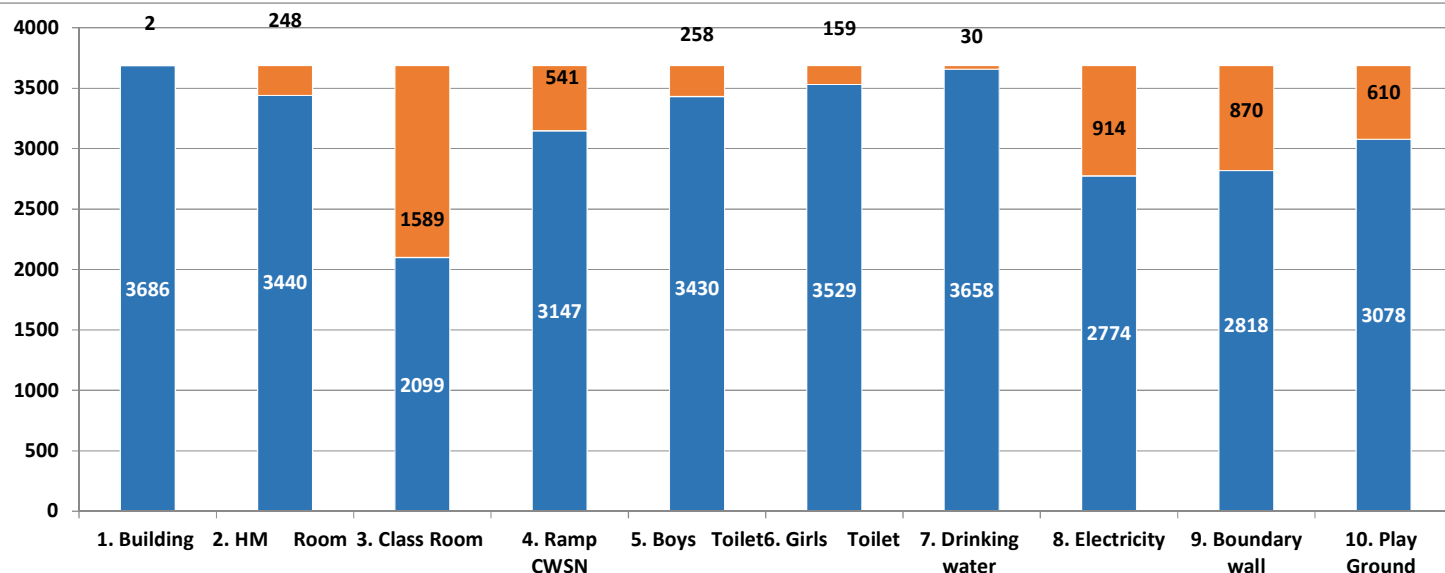
11. Number of schools by fulfill 10 RTE Indicator



NANDED District : Educational Profile based on U-DISE+ 2023-24

12. Status of infrastructure facilities in schools (All schools)

Facilities	Total School	Available	Not Available	% of Available	% of not Aval
1. Building	3688	3686	2	99.95	0.05
2. HM Room	3688	3440	248	93.28	6.72
3. Class Room	3688	2099	1589	56.91	43.09
4. Ramp CWSN	3688	3147	541	85.33	14.67
5. Boys Toilet	3688	3430	258	93.00	7.00
6. Girls Toilet	3688	3529	159	95.69	4.31
7. Drinking water	3688	3658	30	99.19	0.81
8. Electricity	3688	2774	914	75.22	24.78
9. Boundary wall	3688	2818	870	76.41	23.59
10. Play Ground	3688	3078	610	83.46	16.54



13. Class Room Details

Indicator	ZP	NP	Govt.	Pvt. Aided	Pvt Unaided	Total	
Number of classrooms	11160	14	285	8918	6698	27075	
% of classrooms in good condition	71.92	85.71	87.37	94.29	94.30	86.72	
Student Classroom Ratio (SCR)	16.57	14.29	25.02	34.13	21.49	23.66	
Pri SCH SCR more than 30	Number	180	0	6	212	122	520
	%	8.26	0.00	26.09	29.40	25.31	15.26
Upp Pri SCH SCR more than 35	Number	51	0	13	249	91	404
	%	6.85	0.00	50.00	37.39	22.98	22.03
Schools fulfilling "10" infrastructure norms for building uner RTE	Number	295	1	14	457	350	1117
	%	13.45	50.00	50.00	54.99	55.29	30.30

NANDED District : Educational Profile based on U-DISE+ 2023-24

14. Teacher Status

Teacher type	ZP	NP	Govt Sch	Pvt Aided	Un Aided	Grand Total
Teacher Primary	6960	9	94	2929	2833	12825
Teacher Upper Primary	1374	1	52	2107	1080	4614
Teacher Secondary	260	0	71	2526	882	3739
Teacher Higher Secondary	0	0	32	1328	510	1870
Total Teacher	8594	10	249	8890	5305	23048
Male Teacher	6094	8	213	6715	2710	15740
Female Teacher	2500	2	36	2175	2594	7307
Total Teacher	8594	10	249	8890	5304	23047

15. Teacher Indicators

School Particulars	ZP	NP	Govt Sch	Pvt Aided	Un Aided	Grand Total	
PTR (Pupil Teacher Ratio)	21.52	20.00	28.64	34.24	27.14	27.80	
Single Teacher School	School	124	0	1	8	9	142
	%	5.65	0.00	3.57	0.96	1.42	3.85
School not having Female Teacher	School	0	0	0	0	0	0
	%	0.00	0.00	0.00	0.00	0.00	0.00
School having Female Teacher	School	1038	25	14	299	266	1642
	%	100.00	100.00	100.00	100.00	100.00	100.00
PRI SCH PTR > 30	School	0	0	0	0	0	0
	%	0.00	0.00	0.00	0.00	0.00	0.00
UPP PRI SCH PTR > 35	School	0	0	0	0	0	0
	%	0.00	0.00	0.00	0.00	0.00	0.00

16. Gender Gap

Social Group	Primary	Upp Primary	Secondary	Hi Secondary	Total
General	3.74	4.05	5.16	6.34	4.38
SC	2.47	1.96	3.76	4.79	2.86
ST	2.02	-0.17	3.01	1.31	1.49
OBC	2.92	3.31	5.12	5.75	3.80
Total	2.91	2.56	4.61	6.29	3.53

NANDED District : Educational Profile based on U-DISE+ 2023-24

17. CWSN Type Students

CWSN Type	Elementary (1-8)			Secondary (9-12)		
	Boys	Girls	Total	Boys	Girls	Total
1. Blindness	192	140	332	39	26	65
2. Low-Vision	359	465	824	71	162	233
3. Hearing impairment	463	344	807	44	26	70
4. Speech and Language	197	146	343	31	18	49
5. Locomotor Disability	761	457	1218	97	83	180
6. Mental illness	139	112	251	10	8	18
7. Specific Learning Disabilities	92	80	172	16	11	27
8. Cerebral palsy	55	27	82	4	3	7
9. Autism Spectrum Disorder	8	8	16	0	0	0
10. Multiple Disability including deaf, blindness	69	56	125	6	4	10
11. Leprosy Cured students	0	4	4	0	0	0
12. Dwarfism	11	7	18	2	2	4
13. Intellectual Disability	593	308	901	39	38	77
14. Muscular Dystrophy	31	21	52	5	5	10
15. Chronic Neurological conditions	0	6	6	0	0	0
16. Multiple Sclerosis	5	3	8	0	1	1
17. Thalassemia	4	5	9	1	0	1
18. Hemophilia	4	1	5	0	0	0
19. Sickle Cell disease	6	5	11	2	5	7
20. Acid Attack victim	0	0	0	0	0	0
21. Parkinson's disease	0	0	0	0	0	0
Total	2989	2195	5184	367	392	759

18 .Blockwise CWSN Students

Block	Elementary (1-8)			Secondary (9-12)		
	Boys	Girls	Total	Boys	Girls	Total
NANDED	205	125	330	10	11	21
ARDHAPUR	48	49	97	5	6	11
MUDKHED	71	47	118	11	11	22
LOHA	130	105	235	30	12	42
KANDHAR	223	166	389	52	55	107
MUKHED	469	314	783	25	27	52
DEGLOOR	246	186	432	42	35	77
BILOLI	172	148	320	28	14	42
NAIGAON	155	115	270	13	24	37
DHARMABAD	105	105	210	7	6	13
BHOKAR	147	102	249	17	33	50
UMRI	131	127	258	31	33	64
HADGAON	182	158	340	6	15	21
HIMAYAT NAGAR	87	65	152	4	10	14
KINWAT	159	119	278	22	23	45
MAHOOR	55	34	89	3	2	5
NANDED M.C.	404	231	635	61	75	136
TOTAL	2989	2196	5185	367	392	759

NANDED District : Educational Profile based on U-DISE+ 2023-24

19 .Managementwise Schools,Students, Teacher and Classroom

व्यवस्थापन	शाळा	विद्यार्थी			शिक्षक	वर्गखोली
		मुले	मुली	एकूण		
Social welfare	9	437	430	867	44	58
Tribal Welfare	19	2630	3635	6265	205	227
MNC	16	1210	1287	2497	67	99
Navoday Vidyalay	0	0	0	0	0	0
Eklavya Model Residential School	0	0	0	0	0	0
Total Government	44	4277	5352	9629	316	384
Zilla Parishad	2193	88758	96195	184953	8594	11160
Nagar Parishad	2	64	136	200	10	14
Private Aided	735	149013	143065	292078	8242	8164
Private Partially Aided	87	8136	7337	15473	503	589
Tribal Welfare Aided	30	3572	3144	6716	249	276
Apang Kalyan Private Aided	3	61	48	109	14	18
VJNT Private Aided	69	10723	7011	17734	593	601
Social Welfate Private Aided	66	3785	1822	5607	399	478
Aided Total	990	175290	162427	337717	10000	10126
Social Welfare Unaided	11	290	171	461	61	79
Private Unaided	148	18451	13477	31928	1177	1298
Self Finance	297	44420	31230	75650	2874	3994
Madarsa Recognized	1	60	0	60	4	2
Madarsa Unrecognized	2	23	36	59	7	13
Apang Kalyan Pvt Permanent Un-Aided	0	0	0	0	0	0
Unaided Total	459	63244	44914	108158	4123	5386
Total	3688	331633	309024	640657	23043	27070

20 .Blockwise Schools,Students, Teacher and Classroom

तालुका	शाळा	विद्यार्थी			शिक्षक	वर्गखोली
		मुले	मुली	एकूण		
NANDED	220	24459	20345	44804	1747	2181
ARDHAPUR	113	10945	10297	21242	749	957
MUDKHED	124	10161	9887	20048	757	906
LOHA	299	21142	20777	41919	1694	1969
KANDHAR	313	25655	22193	47848	1899	2117
MUKHED	360	25462	23507	48969	2064	2461
DEGLOOR	237	18362	18241	36603	1536	1754
BILOLI	157	14091	12802	26893	1026	1173
NAIGAON	185	20434	18355	38789	1304	1693
DHARMABAD	85	7534	7477	15011	550	672
BHOKAR	177	12910	12561	25471	868	1041
UMRI	118	9448	9008	18456	640	718
HADGAON	257	20094	20062	40156	1376	1657
HIMAYAT NAGAR	134	8666	8909	17575	544	752
KINWAT	377	23615	23290	46905	1834	2145
MAHOOR	158	8975	8865	17840	677	750
NANDED M.C.	373	69680	62448	132128	3778	4124
TOTAL	3687	331633	309024	640657	23043	27070

Profile Developed & Design by District MIS, NANDED based on UDISE+ 2023-24